

## COUNTY OF GALVESTON

### FY 2014 INVESTMENT REPORT THIRD QUARTER APRIL 2014 THROUGH JUNE 2014

### TABLE OF CONTENTS

A. COMPLIANCE AND REPORTING REQUIREMENTS-	1
B. FINANCIAL SUMMARY – INVESTMENTS AT-A-GLANCE-	1
C. INDIVIDUAL INVESTMENT DETAIL	
1. INVESTABLE FUNDS NOT YET REQUESTED TO BE INVESTED-	2
2. NON-INVESTABLE FUNDS (FUNDS FOR ACCOUNTS PAYABLE)-	2
D. INTEREST EARNED	
1. INTEREST SUMMARY FOR FUNDS	3

#### EXHIBITS

Exhibit A:	“FACT SHEET” AND PORTFOLIO SUMMARY
Exhibit B:	MONTHLY Proof for Accuracy: MM, LGIP and CASH
Exhibit C:	Portfolio Holdings by Security Type
Exhibit D:	Earnings and Yields Summary Report for the Quarter
Exhibit E:	Collateral Report

# FY 2014 INVESTMENT REPORT

April 1, 2014 THROUGH June 30, 2014

## Disclosure; Notice of Significant Information:

There are currently no known areas of concern either with safety or diversity of investments held in Galveston County's Portfolio, or in regards to deposits held at any particular contracted institution. Furthermore, on October 1, 2011 Galveston County entered into a new Depository contract with Prosperity Bank to end September 30, 2015. The banking contract has several clauses including renegotiation options in 2013 which could result in higher yielding interest rates. Another benefit of the new contract details banking charges under the payment structure-interest vs. fee option which would result in saving the County significant amount of banking expenditures over the next four years.

## A. COMPLIANCE AND REPORTING REQUIREMENTS

This report is made in accordance with the provisions of Government Code 2256 known as The Public Funds Investment Act, which requires the reporting of investments to Commissioners' Court at least quarterly.

This report is intended to present a fair, accurate, and detailed summary of investment activity. The investments held in Galveston County's portfolio comply with the Public Funds Investment Act, and the County's Investment Policy and Strategies. This report is prepared in compliance with generally accepted accounting principles.

## B. FINANCIAL SUMMARY - INVESTMENTS AT-A-GLANCE

1. Securities held June 30, 2014 <sup>1</sup>	\$	0	see Exhibit C
2. Additional Investable funds as of June 30 <sup>B</sup>	\$	129, 119,139	see Exhibit A (See note)
3. Interest Earnings (Cash): April 1 to June 30	\$	289,617	see Exhibit B

<sup>B</sup> Using the Investment Procedure's \$10million base. Generally outside investments are yielding less than approved Pool deposits at this time.

<sup>1</sup>Figure is based upon Market Value and interest compounding as of the date listed.

<sup>2</sup>Investment interest figures do not include the interest earned on Cash (Demand, Money Market, CBA and Pool) Accounts. Those are reported in item 10. CDs only recorded at maturity.

<sup>3</sup>Purchased and Sold securities do not include NOW, CBA, Pool or Money Market Accounts. It does include reinvested interest earnings on CDs.

<sup>4</sup>All investments are CDs which receive interest that is reinvested. No market value changes.

The County's Investment policy sets the Interest Yield Benchmark as the 6 month Treasury Bill. As of June 30, 2014 it yielded 0.07%. The actual interest yield on the entire portfolio (Cash and Securities) is currently .749%, including the \$10 million required liquidity.

# FY 2014 INVESTMENT REPORT

Galveston County currently owns 0 securities at this time due to low yielding interest rates on securities and CD's. There are no outstanding investment transactions at this time.

Cash flow analyses were done for bond project funds. The County's investment procedures suggest that \$10 million be kept as a liquidity base for current accounts payables and payroll with the remainder laddered out. As of June 30, 2014 there was approximately \$129,119,139 in additional funds that could be available for investment into securities. Of this, 99% of it mainly represented funds currently at County's main depository bank yielding an average APY rate of .75%. These amounts represent general operating funds, and various bond and debt service funds.

Galveston County's deposits at all Depository Banks are fully collateralized at, or over, 110%. Galveston County monitors all collateral for both depository contract compliance and risk.

## C. INDIVIDUAL INVESTMENT DETAIL

### 1. INVESTABLE FUNDS NOT YET REQUESTED TO BE INVESTED

(a) The total funds available to be invested that have not yet been requested to be invested in a security total \$0. This is due to the fact that there are no eligible securities whose yield is paying better than our main depositories.

### 2. NON INVESTABLE FUNDS (THESE ARE FUNDS FOR FUTURE ACCOUNTS PAYABLE)

(a) Currently, the County's investment procedures set aside \$10,000,000 in highly liquid accounts to meet nearby obligations of the County. As of June 30, 2014, there was \$139,119,139.00 in NOW Checking accounts, and Money Market Accounts. Funds held in previous months in Pool Accounts kept were closed due to low yielding rates. Currently yielding at .75% large portion of funds are held in the Main depository's Money Market accounts (before a netting of earnings credits and fees). The Depository yield dropped significantly beginning October 1, 2011 from 1.65% due to end of banking contract and negotiations of the new contract including limited bond funds that could be kept at our main depository. These funds are available on a daily basis to meet current needs. Given the impact of hurricane Ike and the need for cash flow liquidity until FEMA reimbursements are received, the plan is to let these funds remain liquid to cover short term obligations.

## D. INTEREST EARNED

# FY 2014 INVESTMENT REPORT

## 1. INTEREST SUMMARY FOR INVESTMENTS AND NON-INVESTABLE FUNDS

Income generated via the GASB 31 accounting method for both securities and cash accounts totaled \$289,617.55 for the THIRD Quarter of FY 2014.

Under GASB 31, securities earned \$0.00 due to change in market value and reversal of market value earnings on matured instruments, and received interest earnings of \$0, due to interest paid/maturities/sales. The NOW, Money Market and Pool accounts (All Cash accounts) earned \$289,617.55 THIRD Quarter of FY 2014. (Exhibit B)

The County's FY 2014 total budgeted General Fund Interest Revenue is \$650,000.00. As of June 30, 2014, \$505,925.52 (see Schedule A) in interest has been credited/booked to the General Fund (Obj Code: 1101-4811010). \*not all bank accounts interest earned are booked in I-Fas/7i.

Currently Galveston County has no CD investments at this time. The YTM of the entire portfolio is .749% with a WAM of 1.0 day as of June 30, 2014.

Other Interest bearing accounts controlled by other elected officials, such as those held by the County Tax Assessor-Collector, are also earning interest that will eventually be transferred to the new Main Depository. Those accounts do not fall within our scope of investment accounts or funds available for investment since the County Treasurer does not maintain those accounts, and are therefore not reported here.

Any questions regarding investments, or this report, should be directed to Kevin Walsh at (409) 770-5395.

Hon. Kevin C. Walsh, CPA  
County Treasurer  
Investment Officer



Cc: Commissioner's Court  
County Auditor  
Galveston County Investment Committee

**\*\*Galv Cnty Production\*\***  
**Budget to Actual Figures**

Run: 07/23/2014

Ledger: GL  
 Fiscal Year: 2014    6    June

Budget: OB

Key                      Title  
 1101000000          General Fund

Director

Object	Description	Budget	Actual	Encumbrance	Balance
4811010	Interest Revenue	650,000.00	505,925.52	0.00	144,074.48
	<b>Total Revenue</b>	<b>650,000.00</b>	<b>505,925.52</b>	<b>0.00</b>	<b>144,074.48</b>
	<b>Total Expense</b>	<b>0.00</b>	<b>0.00</b>	<b>0.00</b>	<b>0.00</b>
	<b>Net Total (Revenue - Expense)</b>	<b>650,000.00</b>	<b>505,925.52</b>	<b>0.00</b>	<b>144,074.48</b>

**\*\*Galv Cnty Production\*\***  
**Budget to Actual Figures**

Run: 07/23/2014

Ledger: GL  
 Fiscal Year: 2014    6    June

Budget: OB

Key                      Title  
 1101000000          General Fund

Director

Object	Description	Budget	Actual	Encumbrance	Balance
	Grand Total Revenue	650,000.00	505,925.52	0.00	144,074.48
	Grand Total Expense	0.00	0.00	0.00	0.00
	Grand Totals (Revenue -	650,000.00	505,925.52	0.00	144,074.48

# Fact Sheet: Asset Detail (Total Portfolio: Cash and Securities)

EXHIBIT A

As of June 30, 2014  
Galveston County, Texas

## Liquid Cash Assets

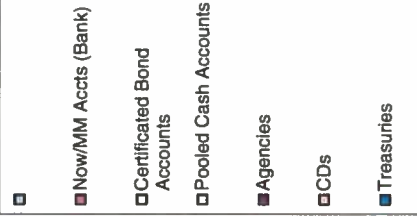

Account	Balance	Percentage of Assets
Now/MM Accts (Bank)	139,119,139	100%
Certificated Bond Accounts	-	0%
Pooled Cash Accounts	-	0%
Sub-Totals	139,119,139	100%

## Security Assets

Security	Market Value	Percentage of Assets
Agencies	\$	0%
CDs	-	0%
Treasuries	-	0%
Sub-Totals	\$	0%

Total Assets 139,119,139

## Distribution of Assets



## Galveston County's Total Investable Assets:

(Including Required Liquidity):

YTM @ Cost

WAM:

0.749%  
1.00 days

## Investible Cash:

Current Liquid Cash Assets:

Required Cash Liquidity:

Outstanding Transfer:

Residual For Investment:

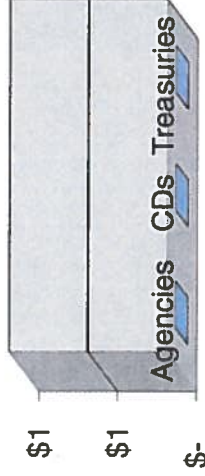
\$ 139,119,139  
(\$10,000,000)  
\$0  
\$129,119,139

## Target Investment Benchmark

6 month US Treasury Bill Rate:

0.07%

## Diversification of Security Assets



-The required Cash Liquidity in Now Accounts and Money Market Accounts is intended to fulfill short term Cash obligations and therefore will receive rates lower than our target benchmark yield. These would not be considered "Fully Invested Funds" and therefore should not be considered in the YTM comparison to the target benchmark.

-When looking at the WAM of Galveston County's Assets, all assets should be considered since they make up the short term liquidity available to the County which WAM is an important measure of.

Group By: Portfolio Name  
 Portfolio / Report Group: All Portfolios  
 Begin Activity Date: 3/31/2014, End Activity Date: 6/30/2014, Carrying Value Date: 3/31/2014

Description	CUSIP/Ticker	Beginning Face Amount/Share	Buy Principal	Sell Principal	Interest/Dividends	Ending Face Amount/Shares
<b>0002 General Fund</b>						
Moody's National Bank Cash	02MOODY238	52,123.49	48,548.61	0	1.96	100,672.10
Prosperity Bank Cash	02PRS081	212,198.81	2,549.67	0	398.58	214,748.48
Prosperity Bank Cash	02PRS161	889.35	122,039.75	122,861.35	67.75	67.75
Prosperity Bank Cash	02PRS321	56,476.38	73,083.21	78,311.45	98.85	51,248.14
Prosperity Bank Cash	02PRS401	60,701.22	60,837.20	81,642.82	93.97	39,895.60
Prosperity Bank Cash	02PRS431	5,735,500.69	60,863,099.40	64,637,402.34	2,334.18	1,961,197.75
Prosperity Bank Cash	02PRS511	135,524,418.76	6,585,999.91	38,800,000.00	223,792.27	103,310,418.67
Prosperity Bank Cash	02PRS591	158,381.66	166,646.43	210,412.35	253.1	114,615.74
Prosperity Bank Cash	02PRS781	1,135,288.47	18,393,338.92	18,399,586.62	2,354.73	1,129,040.77
Prosperity Bank Cash	02PRS861	185,370.69	40,479,737.68	38,583,080.18	4,501.29	2,082,028.19
Prosperity Bank Cash	02PRS941	43,484.36	120,934.65	116,994.36	88.65	47,424.65
PROSPERITY Cash	02PRS751	16,350.60	30.59	0	30.59	16,381.19
PROSPERITY Cash	02PRS831	558,716.48	605,188.58	836,750.22	828.14	327,154.84
PROSPERITY Cash	02PRSDRG	18,363.61	34.35	0	34.35	18,397.96
Texas First Bank Cash	02JP600	453,467.74	629,457.90	453,467.74	0	629,457.90
Texas First Bank Cash	02TFB2PARKS	55,387.50	175,195.00	148,397.78	0	82,184.72
<b>Sub Total/Average 0002 General Fund</b>		<b>144,267,119.81</b>	<b>128,326,721.85</b>	<b>162,468,907.21</b>	<b>234,878.41</b>	<b>110,124,934.45</b>
<b>3120 Lmt Tx Cnty Bid Bd 09B</b>						
Prosperity Bank MM	3120PRS111	4,081,830.67	6,887.06	711,534.35	6,887.06	3,377,183.38
<b>Sub Total/Average 3120 Lmt Tx Cnty Bid Bd 09B</b>		<b>4,081,830.67</b>	<b>6,887.06</b>	<b>711,534.35</b>	<b>6,887.06</b>	<b>3,377,183.38</b>
<b>3307 2003 Road Bonds</b>						
Prosperity Bank MM	3307PRS811	1,855,356.12	3,471.41	0	3,471.41	1,858,827.53
<b>Sub Total/Average 3307 2003 Road Bonds</b>		<b>1,855,356.12</b>	<b>3,471.41</b>	<b>0</b>	<b>3,471.41</b>	<b>1,858,827.53</b>
<b>3308 2001 Road Bonds</b>						
Prosperity Bank MM	3308PRS731	133,982.37	250.69	0	250.69	134,233.06
<b>Sub Total/Average 3308 2001 Road Bonds</b>		<b>133,982.37</b>	<b>250.69</b>	<b>0</b>	<b>250.69</b>	<b>134,233.06</b>
<b>3310 2007 Limited Tax Bonds</b>						
Prosperity Bank MM	3310PRS571	3,638,929.75	6,808.44	57	6,808.44	3,645,681.19
<b>Sub Total/Average 3310 2007 Limited Tax Bonds</b>		<b>3,638,929.75</b>	<b>6,808.44</b>	<b>57</b>	<b>6,808.44</b>	<b>3,645,681.19</b>
<b>3312 Unlim Tx Rd Bd 09A</b>						
Prosperity Bank MM	3312PRS031	5,300,359.94	9,859.33	37,047.72	9,859.33	5,273,171.55
<b>Sub Total/Average 3312 Unlim Tx Rd Bd 09A</b>		<b>5,300,359.94</b>	<b>9,859.33</b>	<b>37,047.72</b>	<b>9,859.33</b>	<b>5,273,171.55</b>
<b>3370 Lmt Tx Fld Cntl Bd 09C</b>						
Prosperity Bank MM	3370PRS381	10,380,916.54	19,422.94	0	19,422.94	10,400,339.48
<b>Sub Total/Average 3370 Lmt Tx Fld Cntl Bd 09C</b>		<b>10,380,916.54</b>	<b>19,422.94</b>	<b>0</b>	<b>19,422.94</b>	<b>10,400,339.48</b>



EXHIBIT B(Con't)

Description	CUSIP/Ticker	Beginning Face Amount/Shares	Buy Principal	Sell Principal	Interest/Dividends	Ending Face Amount/Shares
<b>3373 COB Series 2008</b>						
Prosperity Bank MM	3373PRS461	317,536.03	594.12	0	594.12	318,130.15
<b>Sub Total/Average 3373 COB Series 2008</b>		<b>317,536.03</b>	<b>594.12</b>	<b>0</b>	<b>594.12</b>	<b>318,130.15</b>
<b>4022 Ltd Tax Rfnd bd</b>						
Prosperity Bank MM	4022PRS221	12,074.55	22.59	0	22.59	12,097.14
<b>Sub Total/Average 4022 Ltd Tax Rfnd bd</b>		<b>12,074.55</b>	<b>22.59</b>	<b>0</b>	<b>22.59</b>	<b>12,097.14</b>
<b>4023 Unltd Tax Rfd Bd</b>						
Prosperity Bank MM	4023PRS301	12,869.03	24.07	0	24.07	12,893.10
<b>Sub Total/Average 4023 Unltd Tax Rfd Bd</b>		<b>12,869.03</b>	<b>24.07</b>	<b>0</b>	<b>24.07</b>	<b>12,893.10</b>
<b>4024 Ltd Tax Rfd Bd</b>						
Prosperity Bank MM	4024PRS491	9,348.36	17.49	0	17.49	9,365.85
<b>Sub Total/Average 4024 Ltd Tax Rfd Bd</b>		<b>9,348.36</b>	<b>17.49</b>	<b>0</b>	<b>17.49</b>	<b>9,365.85</b>
<b>4371 09 Debt Service</b>						
PROSPERITY MIM	4371PRS541	3,944,901.27	7,381.00	0	7,381.00	3,952,282.27
<b>Sub Total/Average 4371 09 Debt Service</b>		<b>3,944,901.27</b>	<b>7,381.00</b>	<b>0</b>	<b>7,381.00</b>	<b>3,952,282.27</b>
<b>Total / Average</b>		<b>173,955,224.44</b>	<b>128,381,460.99</b>	<b>163,217,546.28</b>	<b>289,617.55</b>	<b>139,119,139.15</b>

Tracker  
 Galveston County  
 Portfolio Holdings  
 Portfolio Holdings / by Security Type - Totals  
 Report Format: By Totals  
 Group By: Security Type  
 Average By: Face Amount / Shares  
 Portfolio / Report Group: All Portfolios  
 As of 6/30/2014

Description	Coupon Rate	YTM @ Cost	Face Amount/Shares	Book Value	Market Value	Days To Maturity	% of Portfolio
Cash	0.749	0.749	110,124,934.45	110,124,934.45	110,124,934.45	1	79.16
Money Market	0.75	0.75	28,994,204.70	28,994,204.70	28,994,204.70	1	20.84
<b>Total / Average</b>	<b>0.749</b>	<b>0.749</b>	<b>139,119,139.15</b>	<b>139,119,139.15</b>	<b>139,119,139.15</b>	<b>1</b>	<b>100</b>

Tracker  
Galveston County  
Portfolio Holdings  
Portfolio Holdings / by Security Type  
Report Format: By CUSIP / Ticker  
Group By: Security Type  
Average By: Face Amount / Shares  
Portfolio / Report Group: All Portfolios  
As of 6/30/2014

Description	CUSIP/Ticker	Face Amount/Shares	Market Value	Book Value	YTM @ Cost	Coupon Rate	Maturity Date	Days To Maturity	% of Portfolio
<b>Cash</b>									
Moody's National Bank Cash	02MOODY238	100,672.10	100,672.10	100,672.10	0.35	0.35	N/A	1	0.07
Prosperity Bank Cash	02PRS321	51,248.14	51,248.14	51,248.14	0.75	0.75	N/A	1	0.04
Prosperity Bank Cash	02PRS781	1,129,040.77	1,129,040.77	1,129,040.77	0.75	0.75	N/A	1	0.81
Prosperity Bank Cash	02PRS591	114,615.74	114,615.74	114,615.74	0.75	0.75	N/A	1	0.08
Prosperity Bank Cash	02PRS941	47,424.65	47,424.65	47,424.65	0.75	0.75	N/A	1	0.03
Prosperity Bank Cash	02PRS431	1,961,197.75	1,961,197.75	1,961,197.75	0.75	0.75	N/A	1	1.41
Prosperity Bank Cash	02PRS511	103,310,418.67	103,310,418.67	103,310,418.67	0.75	0.75	N/A	1	74.26
Prosperity Bank Cash	02PRS401	39,895.60	39,895.60	39,895.60	0.75	0.75	N/A	1	0.03
Prosperity Bank Cash	02PRS861	2,082,028.19	2,082,028.19	2,082,028.19	0.75	0.75	N/A	1	1.5
Prosperity Bank Cash	02PRS161	67.75	67.75	67.75	0.75	0.75	N/A	1	0
Prosperity Bank Cash	02PRS081	214,748.48	214,748.48	214,748.48	0.75	0.75	N/A	1	0.15
PROSPERITY Cash	02PRSDRG	18,397.96	18,397.96	18,397.96	0.75	0.75	N/A	1	0.01
PROSPERITY Cash	02PRS751	16,381.19	16,381.19	16,381.19	0.75	0.75	N/A	1	0.01
PROSPERITY Cash	02PRS831	327,154.84	327,154.84	327,154.84	0.75	0.75	N/A	1	0.24
Texas First Bank Cash	02JP600	629,457.90	629,457.90	629,457.90	0.61	0.61	N/A	1	0.45
Texas First Bank Cash	02TFB2PARKS	82,184.72	82,184.72	82,184.72	0.61	0.61	N/A	1	0.06
<b>Sub Total / Average</b>		<b>110,124,934.45</b>	<b>110,124,934.45</b>	<b>110,124,934.45</b>	<b>0.749</b>	<b>0.749</b>		<b>1</b>	<b>79.16</b>
<b>Money Market</b>									
Prosperity Bank MM	4023PRS301	12,893.10	12,893.10	12,893.10	0.75	0.75	N/A	1	0.01
Prosperity Bank MM	3373PRS461	318,130.15	318,130.15	318,130.15	0.75	0.75	N/A	1	0.23
Prosperity Bank MM	3120PRS111	3,377,183.38	3,377,183.38	3,377,183.38	0.75	0.75	N/A	1	2.43
Prosperity Bank MM	3307PRS811	1,858,827.53	1,858,827.53	1,858,827.53	0.75	0.75	N/A	1	1.34
Prosperity Bank MM	3308PRS731	134,233.06	134,233.06	134,233.06	0.75	0.75	N/A	1	0.1
Prosperity Bank MM	4022PRS221	12,097.14	12,097.14	12,097.14	0.75	0.75	N/A	1	0.01
Prosperity Bank MM	3370PRS381	10,400,339.48	10,400,339.48	10,400,339.48	0.75	0.75	N/A	1	7.48
Prosperity Bank MM	3312PRS031	5,273,171.55	5,273,171.55	5,273,171.55	0.75	0.75	N/A	1	3.79
Prosperity Bank MM	3310PRS571	3,645,681.19	3,645,681.19	3,645,681.19	0.75	0.75	N/A	1	2.62
Prosperity Bank MM	4024PRS491	9,365.85	9,365.85	9,365.85	0.75	0.75	N/A	1	0.01
PROSPERITY MM	4371PRS541	3,952,282.27	3,952,282.27	3,952,282.27	0.75	0.75	N/A	1	2.84
<b>Sub Total / Average</b>		<b>28,994,204.70</b>	<b>28,994,204.70</b>	<b>28,994,204.70</b>	<b>0.75</b>	<b>0.75</b>		<b>1</b>	<b>20.84</b>
<b>Total / Average</b>		<b>139,119,139.15</b>	<b>139,119,139.15</b>	<b>139,119,139.15</b>	<b>0.749</b>	<b>0.749</b>		<b>1</b>	<b>100</b>

**EXHIBIT D**

Tracker  
Galveston County  
Date To Date  
TEXAS Earnings and Yields Summary Report for the Quarter  
Report Format: By Totals  
Group By: Security Type  
Portfolio / Report Group: All Portfolios

Begin Activity Date: 3/31/2014, End Activity Date: 6/30/2014, Carrying Value Date: 3/31/2014

<b>Description</b>	<b>Interest/Dividends</b>	<b>Ending YTM @ Cost</b>
<b>Cash</b>	<b>234,878.41</b>	<b>0.749</b>
<b>Money Market</b>	<b>54,739.14</b>	<b>0.75</b>
<b>Total / Average</b>	<b>289,617.55</b>	<b>0.749</b>

**EXHIBIT E**

Tracker  
Galveston County  
Date To Date  
TEXAS Earnings and Yields Summary Report for the YEAR(10/1/2013-6/30/2014)  
Report Format: By Totals  
Group By: Security Type  
Portfolio / Report Group: All Portfolios  
Begin Activity Date: 9/30/2013, End Activity Date: 6/30/2014, Carrying Value Date: 9/30/2013

Description	Interest/Dividends	Ending YTM @ Cost
Cash	622,686.78	0.749
Money Market	166,890.11	0.75
Total / Average	789,576.89	0.749

As of JUNE 30, 2014  
Galveston County, Texas

Location of Investment	Description of Allowable Investment Options	Allowable Collateral	Safekeeping Agent	Minimum Contracted Collateral Percentage	Total* Funds Invested or on Deposit	Total Collateral-Lwr FMV or Book	Actual Collateral Percentage
Moody National Bank	Demand Deposits & Time Deposits	US Treasury Obligations, US Agencies, GNMMAS	Federal Reserve Bank, or Chase Bank	110%	\$ 381,729	1,354,067.60	355%
Texas First Bank Hitchcock/Santa Fe/Texas City	Time Deposits	US Treasury Obligations, US Agencies, GNMMAS	Federal Reserve Bank, or Chase Bank	110%	\$ 1,221,568	\$ 1,589,498	130%
Prosperity Bank	Time Deposits	US Treasury Obligations, US Agencies, GNMMAS Agency Letters of Credit.	Federal Reserve Bank, or Chase Bank	110%	\$ 151,758,393	\$ 259,748,794	171%
Totals:					<u>\$ 153,361,690</u>	<u>\$ 262,692,360</u>	<u>171%</u>

\*The first \$250,000.00 of all bank deposits are insured by FDIC. Moody National has coverage for \$250,000.00. Each TFB Branch has \$250K FDIC coverage. Texas First Bank Galveston has merged into Texas First Bank Texas City. Amegy Bank has FDIC coverage for \$250,000.

GALVESTON COUNTY  
REPORTS FOR  
JUNE 2014  
TABLE OF CONTENTS

1. LIST OF ACCOUNTS AND END-OF-MONTH BALANCES
2. TIME DEPOSITS- MOODY NATIONAL BANK - NONE
3. PLEDGE RECEIPT REPORT - TIB
4. PLEDGE SECURITIES LISTING - THE BAKER GROUP
5. STATEMENT OF HOLDINGS

ACCT K2DI GALVESTON CNTY- NONE  
ACCT 1031 A GALVESTON CNTY - NONE

**Moody National Bank  
Galveston County  
June 2014**

Account Description	Type	MNB #	Amount
<b>KEVIN WALSH</b>			
<b>GALVESTON COUNTY TREASURER</b>			
Galveston Cnty - J P Account	N	3010003238	100,672.10
<b>COUNTY AUDITOR</b>			
Galveston County Clear Creek Flood	M	040-444-2	2,389.01
Sabine Galv Shoreline Erosion	M	5010000536	33,548.13
Cnty Special Escrow Agreement	M	5010000874	7,089.39
<b>GALVESTON COUNTY J. P. &amp; CONSTABLE</b>			
Penny L. Pope, J. P. Pct. 2	D	035-924-0	0.00
Justice Court - Precinct 1	D	3010003352	21,510.60
<b>ADULT PROBATION DEPARTMENT</b>			
Galveston County Adult Probation Dept.	N	035-856-4	216,190.87
<b>COUNTY CLERK</b>			
Dwight Sullivan Cnty Clerk Registry	D	3010012213	329.00

N=Now Account  
M=Money Market Account  
D=Demand Deposit

\$ 381,729.10



# Pledges By Pledgee And Maturity



Pledged To: GALVESTON COUNTY

Moody National Bank - Galveston, TX

As Of 6/30/2014

Page 5 of 22

Receipt# Safekeeping Location	CUSIP	ASC 320 Maturity	Description Prerefund	Pool/Type Coupon	Moody S&P	Original Face Pledged Percent	Pledged		Market Value
							Original Face	Par	
TIB: TIB	606020QF5	HTM	MISSOURI CITY TX 06/15/23	3.90	Aa2 AA	350,000.00 100.00%	350,000.00	351,341.77	365,984.50
TIB: TIB	740614BN1	AFS	PREMONT ISD 08/15/24	4.20	Aaa N/A	435,000.00 100.00%	435,000.00	438,772.30	450,468.60
TIB: TIB	969887XX1	AFS	WILLIAMSON CNTY TX 02/15/28	5.00	N/A AAA	475,000.00 100.00%	475,000.00	509,927.93	537,614.50
3 Securities Pledged To: CNTY - GALVESTON COUNTY							1,260,000.00	1,300,042.00	1,354,067.60

Although the information in this report has been obtained from sources believed to be reliable, its accuracy cannot be guaranteed.  
6/24/2014 6:31 PM - MWM / MOOD

As of Date: 06/30/14

PLEGDED TO: GCY \*GALVESTON COUNTY  
 Cusip Security Description 1  
 Loc Ticket Security Description 2  
 -----  
 606020QF5 MISSOURI CITY TX CALL  
 202 164004388

Safekeeping Agent Maturity Type Original Face S&P Moody Date Pldgd  
 Rate  
 -----  
 TIB THE INDEPENDENT BANKERSBANK  
 3.9000000 06/15/2023 200 350,000.00 AAA  
 350,000.00 Aaa 01/29/2010

740614BN1 PREMONT ISD BQ CALL  
 202 158005876

TIB THE INDEPENDENT BANKERSBANK  
 4.2000000 08/15/2024 200 435,000.00  
 435,000.00 Aaa 03/04/2010

969887XX1 WILLIAMSON CNTY TX CALL  
 202 161025286 GO

TIB THE INDEPENDENT BANKERSBANK  
 5.0000000 02/15/2028 200 475,000.00  
 475,000.00 NR 12/17/2010

TOTAL FOR PLEDGE ID: GCY 3 Orig Face:  
 Pledged: 1,260,000.00

Current Face: 1,260,000.00

Crystal.Cooper@co.galveston.tx.us  
Kevin.walsh@co.galveston.tx.us

TIN# 74-6000908  
TO: COUNTY OF GALVESTON - TREASURY DEPARTMENT

FROM: Amanda Tinnin

Date: June 30, 2014

SUBJECT: TOTAL DEPOSITS vs TOTAL COLLATERAL

TOTAL PROJECTED DEPOSITS AT TEXAS FIRST BANK - TEXAS CITY  
ARE AS FOLLOWS:

DEPOSITS:

TOTAL DEPOSITS:	\$1,221,567.82
LESS FDIC COVERAGE Demand	(\$250,000.00)
LESS FDIC COVERAGE Sav-Time	(\$250,000.00)
	\$721,567.82
110% OF DEPOSITS	\$793,724.60

COVERAGE:

TOTAL PLEDGED SECURITY	\$1,479,329.70
BOOK VALUE	\$1,487,130.99
MARKET VALUE	\$1,589,497.51
Market Value	\$1,589,497.51

EXCESS COLLATERAL \$795,772.91

PREPARED BY: Amanda Tinnin  
Contact Information:(409) 978-2250  
[amanda.tinnin@texasfirstbank.com](mailto:amanda.tinnin@texasfirstbank.com)

# Pledge Security Listing

June 30, 2014

ID	CUSIP	Description	Safetkeeping Location	Safetkeeping Receipt	Coupon	Maturity Date	Call Date	Moody	S&P	Fitch	FASB115	Face Amount	Current Par	Current Book Value	Market Value	Gain/(Loss)
13116-Galveston County																
341	3128MMKW2	FG G18308	Frost Bank	0	4.00	05/01/2024		AAA	AA+	AAA	AFS	1,000,000	148,191.17	149,179.10	156,208.31	7,029.21
599	31287LHY1	FG C61147	Frost Bank	xx	5.50	12/01/2031		AAA	AA+	AAA	HTM	1,000,000	13,814.57	13,762.06	13,745.49	(16.57)
623	3621ZYWS8	GN 547957	Frost Bank	xx	6.00	11/15/2031		AAA	AA+	AAA	AFS	1,000,000	63,231.86	63,090.81	69,871.99	6,781.18
637	31287MRW2	FG C62301	Frost Bank	xx	5.50	01/01/2032		AAA	AA+	AAA	AFS	1,000,000	40,640.45	40,442.65	44,363.62	3,920.97
662	31371NH81	FN 256855	Frost Bank	xx	5.50	08/01/2027		AAA	AA+	AAA	HTM	1,015,000	67,776.68	67,673.92	74,473.01	6,799.09
667	312877FZ1	FG C91084	Frost Bank	xx	5.50	07/01/2027		AAA	AA+	AAA	HTM	1,125,059	191,343.80	191,324.76	209,043.10	17,718.34
668	3128PH5E7	FG J06245	Frost Bank	xx	5.00	10/01/2021		AAA	AA+	AAA	HTM	1,100,000	59,636.10	59,629.88	63,745.87	4,115.99
<b>Total for 13116-Galveston County</b>												<b>585,103.18</b>	<b>585,103.18</b>	<b>631,451.39</b>	<b>46,348.21</b>	

584,634.63

585,103.18

631,451.39

46,348.21

1,479,329.70\*

1,479,329.70\*

585,103.18+

902,027.61+

1,487,130.99

1,487,130.99\*

631,451.39+

958,046.12+

1,589,497.51

1,589,497.51

Although the information in this report has been obtained from sources believed to be reliable, its accuracy cannot be guaranteed.

# Pledge Security Listing

June 30, 2014

ID	CUSIP	Description	Safetkeeping Location	Safetkeeping Receipt	Coupon	Maturity Date	Call Date	Moody	S&P	Fitch	FASB115	Face Amount	Current Par	Current Book Value	Market Value	Gain(Loss)
429	31371M5C7	FN 256543	Frost Bank	0	5.00	11/01/2021		AAA	AA+	AAA	AFS	1,000,000	91,120.60	90,565.56	97,454.53	6,888.97
432	31371MR90	FN 256212	Frost Bank	0	5.00	04/01/2026		AAA	AA+	AAA	AFS	1,200,000	99,758.89	99,578.62	109,265.91	9,687.29
579	31418RH4	FN AD3828	Frost Bank	0	4.00	04/01/2025		AAA	AA+	AAA	HTM	2,500,000	507,408.00	515,515.91	538,156.92	22,641.01
627	31395VFN6	FHR 2634 PA	Frost Bank	xx	3.00	02/15/2023		AAA	AA+	AAA	HTM	1,000,000	30,426.75	30,426.76	30,687.37	260.61
674	31376G6J3	FN 357373	Frost Bank	xx	5.00	04/01/2033		AAA	AA+	AAA	HTM	1,700,000	165,980.83	165,940.96	182,481.39	16,540.43
<b>Total for 13107-Galveston County Treasurer</b>												<b>902,027.81</b>	<b>894,695.07</b>	<b>958,046.12</b>	<b>56,018.31</b>	

Although the information in this report has been obtained from sources believed to be reliable, its accuracy cannot be guaranteed.

# Pledge Security Listing

June 30, 2014

MCPlanning

EL CAMPO, TX

ID	CUSIP	Description	Self-Inspection Location	Self-Inspection Receipt	Coupon	Maturity Date	Call Date	Moody	S&P	Fitch	FASB15	Face Amount	Current Par	Current Book Value	Market Value	Gain/(Loss)
GALVESTON COUNTY TREASURER																
2429	31412REU7	FNMA 93267	FHLB	x	4.00	03/01/2020		AAA	AAA	AAA	HTM	10,518,977	1,659,910.18	1,670,139.81	1,744,834.59	74,694.78
2430	31412TPO4	FNMA 94049	FHLB	x	4.00	06/01/2028		AAA	AAA	AAA	HTM	4,708,000	1,463,484.69	1,470,766.52	3,225,945.08	53,278.56
2466	312944CF6	FHLB 802770	FHLB	x	3.00	11/01/2025		AAA	AAA	AAA	HTM	25,000,000	9,746,692.25	9,769,549.89	10,057,002.56	288,462.67
2467	312944CF8	FHLB 803774	FHLB	x	3.00	11/01/2028		AAA	AAA	AAA	HTM	25,000,000	9,746,692.25	9,769,549.89	10,057,002.56	288,462.67
2468	314171UB1	FNMA 140577	FHLB	x	3.50	11/01/2020		AAA	AAA	AAA	HTM	56,155,537	17,338,929.63	17,511,874.59	18,080,296.31	568,421.63
2475	3141002H	FNMA 832766	FHLB	x	3.50	09/01/2031		AAR	AA+	AAA	HTM	739,349	301,277.09	303,584.02	304,189.08	10,596.67
2486	314161671	FNMA 853538	FHLB	x	3.00	09/01/2021		AAA	AAA	AAA	HTM	100,000,000	44,548,514.00	45,666,197.28	46,589,134.76	922,937.48
2519	31418NE31	FNMA 140057	FHLB	x	3.00	01/01/2021		AAA	AAA	AAA	HTM	24,528,494	13,104,536.64	13,450,074.96	13,676,537.28	226,062.24
3541	314170749	FNMA 857030	FHLB		2.00	11/01/2027		AAA	AA+	AAA	HTM	39,632,406	34,354,790.40	34,990,899.26	33,719,595.22	(1,271,304.04)
3544	314120RU9	FNMA 806798	FHLB		2.00	11/01/2027		AAA	AA+	AAA	HTM	58,688,360	43,693,899.26	43,693,899.26	42,269,742.47	(1,424,156.83)
3546	314101001	FNMA 890501	FHLB		2.00	11/01/2027		AAA	AA+	AAA	HTM	22,500,000	19,107,558.23	19,484,316.98	18,754,546.09	(729,770.90)
3698	312840MS5	FHLB GS468A	PNB		2.00	09/01/2028		AAA	AA+	AAA	HTM	72,516,921	64,389,188.55	64,389,188.55	63,262,368.85	(1,126,819.70)
Total for GALVESTON COUNTY TREASURER												431,387,836	259,016,340.06	262,440,675.92	259,748,794.41	(2,891,881.50)

Total Deposits as of 06/30/14: \$151,758,393.33

*Prosperity Bank  
Lena Kallia, 44*

Although the information in this report has been obtained from sources believed to be reliable, its accuracy cannot be guaranteed.