

## **FY 2016 Third Quarter: April 1, 2016- June 30, 2016 Quarter-At A Glance**

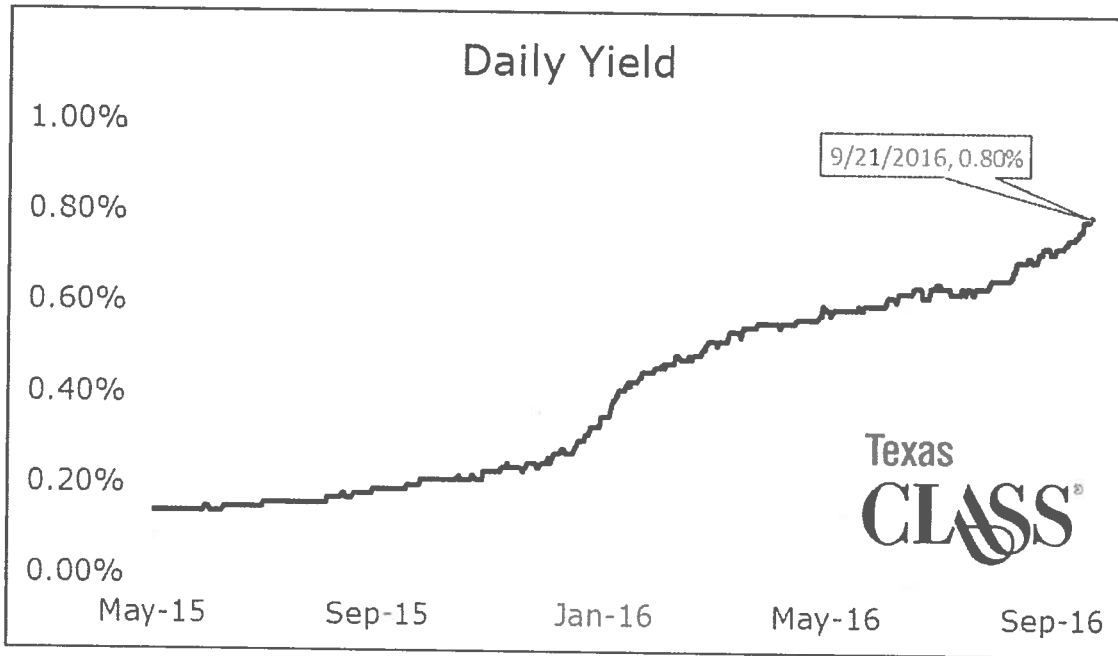
- Total available Investable funds \$\_\_142,143,278.11\_\_ not including 10Million set aside for nearby Obligations.
- Interest Earned for 3<sup>rd</sup> Quarter= \$\_\_192,928.43\_\_
- Yield to Maturity (YTM) .498 % (< total Portfolio Yield is down from last Quarter due to lower interest Beginning Oct1)
- 0.00 Outstanding/Pending Investments
- Total Collateral as of Third Quarter End(June 30, 2016)=  
Moody- 226 %  
Texas First Bank- 111 %\*  
Prosperity Bank- 169 %

### TOPICS TO DISCUSS

- Brief update on the current market, what pools are paying
  - Government Pool Rates-(see Texas Class Rates- Attachment, County Rates are still earning more than outside sources)



Texas Cooperative Liquid Assets Securities System Trust





**Galveston County**  
**Quarterly Investment Report**  
**March 31, 2016 to June 30, 2016**



This report is prepared for Galveston County in accordance with Chapter 2256 of the Public Funds Investment Act (PFIA). Section 2256.023 (a) of the PFIA states that "Not less than quarterly, the investment officer shall prepare and submit to the governing body of the entity a written report of the investment transactions for all funds covered by this chapter for the preceding reporting period." This report is signed by the Investment Officer and includes the disclosures required in the PFIA. Market prices were obtained from the Custodial Bank, JP Morgan Chase.

Month	Market Value	Book Value	Unrealized Gain/Loss	YTM @ Cost	Treasury 1 Month	Interest Earned	Days To Maturity
4/30/2016	158,209,584.92	158,209,584.92	0.00	0.50	0.19	66,827.64	1
5/31/2016	150,927,663.70	150,927,663.70	0.00	0.50	0.23	65,231.38	1
6/30/2016	152,143,278.11	152,143,278.11	0.00	0.50	0.22	60,869.41	1
<b>Total / Average</b>	<b>153,760,175.58</b>	<b>153,760,175.58</b>	<b>0.00</b>	<b>0.50</b>	<b>0.21</b>	<b>192,928.43</b>	<b>1</b>

Kevin Walsh, CPA, Treasurer, Investment Officer \_\_\_\_\_ Date




# Galveston County Portfolio Summary by Month All Portfolios

Begin Date: 4/30/2016, End Date: 6/30/2016

Month	Market Value	Book Value	Unrealized Gain/Loss	YTM @ Cost	YTM @ Market	Duration	Days To Maturity
4/30/2016	158,209,584.92	158,209,584.92	0.00	0.50	0.50	0.00	1
5/31/2016	150,927,663.70	150,927,663.70	0.00	0.50	0.50	0.00	1
6/30/2016	152,143,278.11	152,143,278.11	0.00	0.50	0.50	0.00	1
<b>Total / Average</b>	<b>153,760,175.58</b>	<b>153,760,175.58</b>	<b>0.00</b>	<b>0.50</b>	<b>0.50</b>	<b>0.00</b>	<b>1</b>

**Market Value / Book Value Comparison**

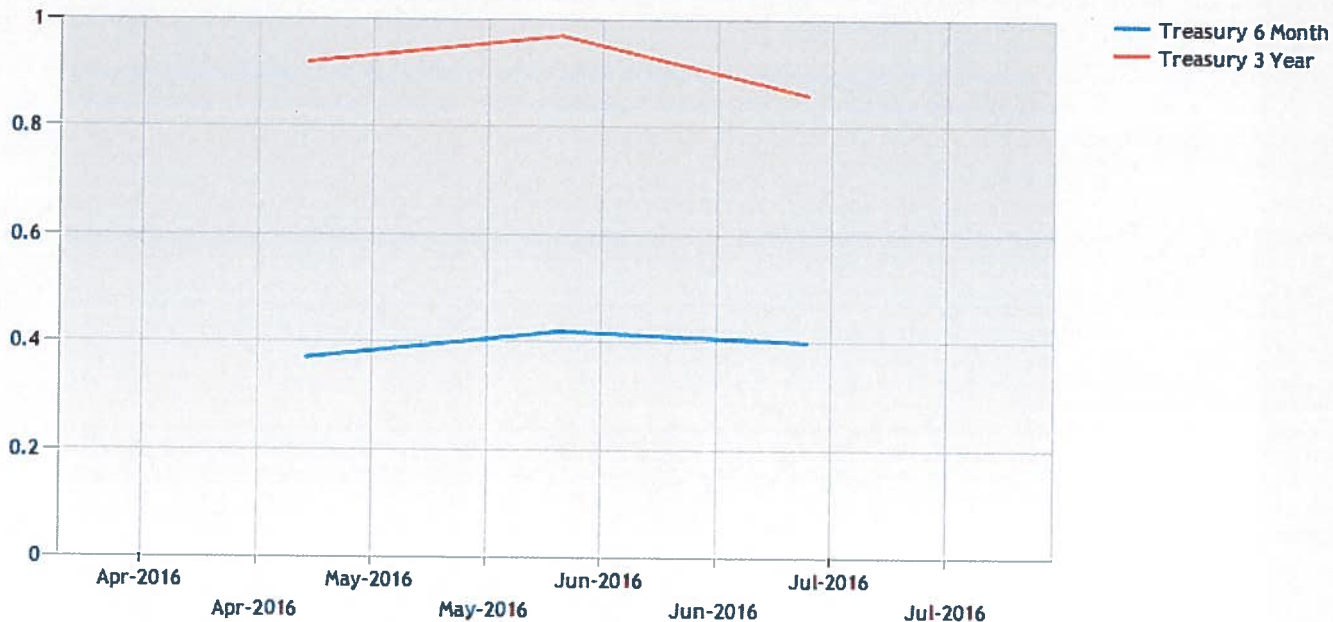


Economics Indicators

Treasury 6 Month vs. Treasury 3 Year

Begin Date: April 2016, End Date: June 2016

Treasury 6 Month vs. Treasury 3 Year



Hi	0.42	0.97	0.55
Lo	0.37	0.86	0.46
Avg	0.40	0.92	0.52

Date	Treasury 6 Month	Treasury 3 Year	Spread
Apr 2016	0.37	0.92	0.55
May 2016	0.42	0.97	0.55
Jun 2016	0.4	0.86	0.46

Tracker

Galveston County

Date To Date

MONTHLY Proof for Accuracy: MM, LGIP, Cash

Report Format: By CUSIP / Ticker

Group By: Portfolio Name

Portfolio / Report Group: All Portfolios

Begin Activity Date: 3/31/2016, End Activity Date: 6/30/2016, Carrying Value Date: 3/31/2016

Description	CUSIP/Ticker	Beginning Face Amount/Shares	Buy Principal	Sell Principal	Interest/Dividends	Ending Face Amount/Shares
<b>0002 General Fund</b>						
Prosperity Bank Cash	02PRS081	226,978.98	47,033.62	47,733.83	282.82	226,278.77
Prosperity Bank Cash	02PRS161	59.83	162,813.01	162,751.35	61.66	121.49
Prosperity Bank Cash	02PRS321	1,314,196.19	293,512.25	716	1,833.26	1,606,992.44
Prosperity Bank Cash	02PRS401	276,854.48	15.13	276,869.61	15.13	0
Prosperity Bank Cash	02PRS431	87,511.83	47,262,538.76	40,388,144.28	1,684.12	6,961,906.31
Prosperity Bank Cash	02PRS481	18,288.24	2,527.96	3,073.50	22.16	17,742.70
Prosperity Bank Cash	02PRS511	133,725,364.44	8,176,140.31	25,549,260.77	155,792.32	116,352,243.98
Prosperity Bank Cash	02PRS561	8,068.40	17,291.69	15,596.77	10.22	9,763.32
Prosperity Bank Cash	02PRS591	1,598,028.83	271,714.02	8.13	2,163.03	1,869,734.72
Prosperity Bank Cash	02PRS781	1,481,073.51	16,681,263.16	17,560,148.25	852.08	602,188.42
Prosperity Bank Cash	02PRS861	6,974,888.61	19,290,553.41	23,522,397.91	4,744.80	2,743,044.11
Prosperity Bank Cash	02PRS911	11,176.30	86,762.83	79,187.54	15.15	18,751.59
Prosperity Bank Cash	02PRS941	64,407.58	122,246.09	128,976.00	65.09	57,677.67
PROSPERITY Cash	02PRS751	16,577.12	20.61	0	20.61	16,597.73
PROSPERITY Cash	02PRS831	1,117,328.89	595,188.77	752,110.22	1,122.32	960,407.44
Texas First Bank Cash	02JP600	671,472.03	478,943.70	269,141.38	0	881,274.35
Texas First Bank Cash	02TF82PARKS	136,652.50	300,419.35	136,192.30	0	300,879.55
<b>Sub Total/Average 0002 General Fund</b>		<b>147,728,927.76</b>	<b>93,788,984.67</b>	<b>108,892,307.84</b>	<b>168,684.77</b>	<b>132,625,604.59</b>
<b>3120 Lmt Tx Cnty Bid Bd 09B</b>						
Prosperity Bank MM	3120PRS111	1,101,702.70	1,370.17	0	1,370.17	1,103,072.87
<b>Sub Total/Average 3120 Lmt Tx Cnty Bid Bd 09B</b>		<b>1,101,702.70</b>	<b>1,370.17</b>	<b>0</b>	<b>1,370.17</b>	<b>1,103,072.87</b>
<b>3307 2003 Road Bonds</b>						
Prosperity Bank MM	3307PRS811	1,881,068.03	2,339.45	0	2,339.45	1,883,407.48
<b>Sub Total/Average 3307 2003 Road Bonds</b>		<b>1,881,068.03</b>	<b>2,339.45</b>	<b>0</b>	<b>2,339.45</b>	<b>1,883,407.48</b>
<b>3308 2001 Road Bonds</b>						
Prosperity Bank MM	3308PRS731	135,838.67	168.94	0	168.94	136,007.61
<b>Sub Total/Average 3308 2001 Road Bonds</b>		<b>135,838.67</b>	<b>168.94</b>	<b>0</b>	<b>168.94</b>	<b>136,007.61</b>

(Con't)

Description	CUSIP/Ticker	Beginning Face Amount/Shares	Buy Principal	Sell Principal	Interest/Dividends	Ending Face Amount/Shares
<b>3310 2007 Limited Tax Bonds</b>						
Prosperity Bank MM	3310PRSS71	3,682,300.62	4,579.62	0	4,579.62	3,686,880.24
<b>Sub Total/Average 3310 2007 Limited Tax Bonds</b>		<b>3,682,300.62</b>	<b>4,579.62</b>	<b>0</b>	<b>4,579.62</b>	<b>3,686,880.24</b>
<b>3312 Unlim Tx Rd Bd 09A</b>						
Prosperity Bank MM	3312PRSO31	4,156,857.34	5,169.82	0	5,169.82	4,162,027.16
<b>Sub Total/Average 3312 Unlim Tx Rd Bd 09A</b>		<b>4,156,857.34</b>	<b>5,169.82</b>	<b>0</b>	<b>5,169.82</b>	<b>4,162,027.16</b>
<b>3370 Lmt Tx Flid Cntl Bd 09C</b>						
Prosperity Bank MM	3370PRSO31	8,228,030.02	10,233.07	0	10,233.07	8,238,263.09
<b>Sub Total/Average 3370 Lmt Tx Flid Cntl Bd 09C</b>		<b>8,228,030.02</b>	<b>10,233.07</b>	<b>0</b>	<b>10,233.07</b>	<b>8,238,263.09</b>
<b>3373 COB Series 2008</b>						
Prosperity Bank MM	3373PRSA61	307,632.48	382.59	0	382.59	308,015.07
<b>Sub Total/Average 3373 COB Series 2008</b>		<b>307,632.48</b>	<b>382.59</b>	<b>0</b>	<b>382.59</b>	<b>308,015.07</b>
<b>Total / Average</b>		<b>167,222,357.62</b>	<b>93,813,228.33</b>	<b>108,892,307.84</b>	<b>192,928.43</b>	<b>152,143,278.11</b>

As of June 30, 2016  
Galveston County, Texas

Location of Investment	Description of Allowable Investment Options	Allowable Collateral	Safekeeping Agent	Minimum Contracted Collateral Percentage	Total* Funds Invested or on Deposit	Total Collateral-Lwr FMV or Book	Actual Collateral Percentage
Moody National Bank	Demand Deposits & Time Deposits	US Treasury Obligations, US Agencies, GNMA	Federal Reserve Bank, or Chase Bank	110%	\$ 237,481	537,258.25	226%
Texas First Bank Hitchcock/Santa Fe/Texas City	Time Deposits	US Treasury Obligations, US Agencies, GNMA	Federal Reserve Bank, or Chase Bank	110%	\$ 949,601	\$ 1,053,073	111%
Prosperity Bank	Time Deposits	US Treasury Obligations, US Agencies, GNMA Agency Letters of Credit.	Federal Reserve Bank, or Chase Bank	110%	\$ 165,603,935	\$ 279,887,949	169%
Totals:					<u>\$ 166,791,017</u>	<u>\$ 281,478,279</u>	<b>169%</b>

\*The first \$250,000.00 of all bank deposits are insured by FDIC. Moody National has coverage for \$250,000.00. Each TFB Branch has \$250K FDIC coverage. Texas First Bank Galveston has merged into Texas First Bank Texas City. Amegy Bank has FDIC coverage for \$250,000.



GALVESTON COUNTY  
REPORTS FOR JUNE 2016  
TABLE OF CONTENTS

1. LIST OF ACCOUNTS AND END-OF-MONTH BALANCES
  
2. TIME DEPOSITS - MOODY NATIONAL BANK -NONE
  
3. PLEDGE SECURITIES LISTING - TIB
  
4. PLEDGE SECURITIES LISTING- THE BAKER GROUP
  
5. STATEMENT OF HOLDINGS  
ACCOUNT K2DI GALVESTON COUNTY -NONE  
ACCOUNT 1031 A GALVESTON COUNTY -NONE

**Moody National Bank  
Galveston County  
June 2016**

Account Description	Type	MNB #	Amount
<b>COUNTY AUDITOR</b>			
Galveston County Clear Creek Flood	M	040-444-2	2,396.20
Cnty Special Escrow Agreement	M	5010000874	7,110.72
<b>GALVESTON COUNTY J. P. &amp; CONSTABLE</b>			
Penny L. Pope, J. P. Pct. 2	D	035-924-0	16,276.00
Justice Court - Precinct 1	D	3010003352	18,833.76
<b>ADULT PROBATION DEPARTMENT</b>			
Galveston County Adult Probation Dept.	N	035-856-4	192,864.13

N=Now Account  
M=Money Market Account  
D=Demand Deposit

\$ 237,480.81

# Pledges By Pledgee And Maturity

Pledged To: GALVESTON COUNTY

As Of 6/30/2016

Moody National Bank - Galveston, TX

BBA

Page 4 of 18

Receipt# Safekeeping Location	CUSIP	ASC 320 Maturity	Description	Prerefund	Pool/Type Coupon	Moody S&P	Original Face Pledged Percent	Pledged		Market Value
								Original Face	Book Value	
TIB: TIB	969887XX1	AFS	WILLIAMSON CNTY-PASS- TX 28 02/15/28		5.00	AAA	475,000.00 100.00%	475,000.00	498,269.21	537,258.25

1 Securities Pledged To: CNTY - GALVESTON COUNTY

Although the information in this report has been obtained from sources believed to be reliable, its accuracy cannot be guaranteed.

6/28/2016 10:09 AM - IMWM / MOOD

As of Date: 06/30/16

PLEDGED TO: GCY \*GALVESTON COUNTY  
 Cusip Security Description 1  
 Loc Ticket Security Description 2  
 -----  
 969887XX1 WILLIAMSON CNTY TX CALL  
 202 161025286 GO

Safekeeping Agent Maturity Type Original Face S&P  
 Rate ----- Par/Curr Face Moody  
 -----  
 TIB THE INDEPENDENT BANKERSBANK 475,000.00 AAA  
 5.0000000 02/15/2028 200 475,000.00 NR  
 -----  
 Date Plgdg  
 -----  
 12/17/2010

TOTAL FOR PLEDGE ID: GCY  
 Pledged: 1 Orig Face: 475,000.00 Current Face: 475,000.00

[crystal.cooper@co.galveston.tx.us](mailto:crystal.cooper@co.galveston.tx.us)  
[kevin.walsh@co.galveston.tx.us](mailto:kevin.walsh@co.galveston.tx.us)

TIN# 74-6000908  
TO: County of Galveston - Treasury Department

PREPARED BY: Amanda Tinnin

Date: June 30, 2016

SUBJECT: TOTAL DEPOSITS vs TOTAL COLLATERAL

DEPOSITS:

TOTAL Demand DEPOSITS:	\$1,198,794.58
LESS FDIC COVERAGE Demand	(\$250,000.00)
	\$948,794.58
Total Savings-Time Deposit	\$806.74
LESS FDIC COVERAGE SV-Time	(\$250,000.00)
	(\$249,193.26)
	<u>\$699,601.32</u>
110% OF DEPOSITS not covered	\$1,043,674.04

COVERAGE:

TOTAL PLEDGED SECURITY	\$973,303.36
BOOK VALUE	\$976,931.72
MARKET VALUE	\$1,053,072.62
Market Value	\$1,053,072.62
EXCESS COLLATERAL	\$9,398.58

PREPARED BY: Amanda Tinnin  
[amanda.tinnin@texasfirstbank.com](mailto:amanda.tinnin@texasfirstbank.com)  
409-978-2250

# Pledge Security Listing

June 30, 2016



ID	CUSIP	Description	Safekeeping Location	Safekeeping Receipt	Coupon	Maturity Date	Call Date	Moody	S&P	Fitch	ASC 320	Face Amount	Current Par	Current Book Value	Market Value	Gain (Loss)
<b>13116-Galveston County</b>																
238	31401HTG7	FN 708951	Frost Bank	xx	4.50	06/01/2033		AAA	AA+	AAA	HTM	1,000,000	75,444.15	75,418.93	80,771.45	5,352.52
341	3128MKWZ	FHLMC G18308	Frost Bank	0	4.00	05/01/2024		AAA	AA+	AAA	AFS	1,000,000	81,969.06	82,405.04	86,909.35	4,504.31
599	31287LHY1	FG C61147	Frost Bank	xx	5.50	12/01/2031		AAA	AA+	AAA	HTM	1,000,000	10,696.91	10,680.29	10,648.42	(36.87)
623	36212YWS8	GN 547957	Frost Bank	xx	6.00	11/15/2031		AAA	AA+	AAA	AFS	1,000,000	58,902.27	58,825.02	65,824.02	6,998.00
637	31287MRW2	FG C62301	Frost Bank	xx	5.50	01/01/2032		AAA	AA+	AAA	AFS	1,000,000	37,900.64	37,797.17	39,416.66	1,619.49
662	31371NH81	FNMA 256855	Frost Bank	xx	5.50	08/01/2027		AAA	AA+	AAA	HTM	1,015,000	40,880.31	40,846.47	45,655.13	4,808.66
667	31287FZ1	FG C91084	Frost Bank	xx	5.50	07/01/2027		AAA	AA+	AAA	HTM	1,125,059	133,182.04	133,174.80	148,404.75	15,229.95
668	3128PH5E7	FHLMC J06245	Frost Bank	xx	5.00	10/01/2021		AAA	AA+	AAA	HTM	1,100,000	20,432.68	20,433.08	20,841.32	408.24
<b>Total for 13116-Galveston County</b>												<b>459,408.06</b>	<b>459,580.80</b>	<b>498,466.10</b>	<b>38,885.30</b>	

459,400.06\*

515,295.50\*

973,505.56\*

973,505.56\*

459,560.60\*

517,350.92\*

976,951.72\*

976,951.72\*

490,466.10\*

554,666.52\*

1,053,072.62\*

1,053,072.62\*



Although the information in this report has been obtained from sources believed to be reliable, its accuracy cannot be guaranteed.

**Pledge Security Listing**  
June 30, 2016

ID	CUSIP	Description	Safeskeeping Location	Safeskeeping Receipt	Coupon	Maturity Date	Call Date	Moody	S&P	Fitch	FASB115	Face Amount	Current Par	Current Book Value	Market Value	Gain(Loss)
<b>GALVESTON COUNTY TREASURER</b>																
2429	31412REJ7	FNMA 922647	FHLB	x	4.00	03/01/2020		AAA	AA+	AAA	HTM	10,518,927	785,007.85	786,699.72	815,149.13	28,449.41
2441	31412YPC4	FNMA MA0430	FHLB	x	4.00	06/01/2020		AAA	AA+	AAA	HTM	4,769,988	532,524.95	533,720.79	554,043.72	20,322.93
2466	31294MCF6	FHLMC E02770	FHLB	x	3.00	11/01/2025		AAA	AA+	AAA	HTM	25,000,000	6,263,441.75	6,271,540.24	6,558,841.32	287,301.08
2467	31294MCF6	FHLMC E02770	FHLB	x	3.00	11/01/2025		AAA	AA+	AAA	HTM	25,000,000	6,263,441.75	6,266,378.05	6,558,841.32	292,463.27
2468	31417YUB1	FNMA MA0577	FHLB	x	3.50	11/01/2020		AAA	AA+	AAA	HTM	56,155,537	8,433,597.47	8,467,900.84	8,735,031.86	267,131.02
2476	314160Q21	FNMA AB2496	FHLB	x	3.50	03/01/2021		AAA	AA+	AAA	HTM	730,329	147,896.17	148,494.12	153,563.01	5,068.88
2486	31416Y4Y1	FNMA AB3538	FHLB	x	3.00	09/01/2021		AAA	AA+	AAA	HTM	100,000,000	23,523,743.00	23,701,071.64	24,284,725.50	583,653.86
2519	31418AB31	FNMA MA0957	FHLB	x	3.00	01/01/2022		AAA	AA+	AAA	HTM	24,548,494	7,108,356.19	7,175,733.43	7,342,846.64	167,113.21
3541	314170Y49	FNMA AB7030	FHLB		2.00	11/01/2027		AAA	AA+	AAA	HTM	39,632,407	25,546,476.94	25,866,190.40	25,754,361.39	(111,829.01)
3544	314170R19	FNMA AB5798	FHLB		2.00	11/01/2027		AAA	AA+	AAA	HTM	50,060,360	32,375,858.01	32,781,793.06	32,839,316.55	(42,476.51)
3546	31410JKN1	FNMA 890501	FHLB		2.00	11/01/2027		AAA	AA+	AAA	HTM	22,500,000	14,647,655.93	14,842,367.21	14,766,851.23	(75,515.98)
3608	31284DNBS	FHLMC G14686	FHLB		2.00	03/01/2028		AAA	AA+	AAA	HTM	72,530,991	49,549,724.93	49,866,991.58	49,908,343.06	41,349.48
3660	313078BG4	FHLMC J22739	FHLB		2.50	03/01/2028		AAA	AA+	AAA	HTM	11,250,000	7,346,149.65	7,346,149.65	7,539,647.20	213,497.55
4214	3138EPD27	FNMA AL6420	FHLB		2.00	01/01/2030		AAA	AA+	AAA	HTM	43,500,000	36,939,446.14	37,379,496.82	37,228,497.31	(151,999.51)
4259	3138WFALD	FNMA AS5410	FHLB		2.50	07/01/2030		AAA	AA+	AAA	HTM	52,501,812	46,166,412.05	46,408,281.49	47,482,731.87	1,074,450.38
4304	31284MT85	FHLMC G18574	FHLB		2.50	11/01/2030		AAA	AA+	AAA	HTM	10,000,000	9,286,868.50	9,386,792.88	9,545,159.44	158,366.56
<b>Total for GALVESTON COUNTY TREASURER</b>												<b>548,638,835</b>	<b>274,916,701.28</b>	<b>277,229,601.92</b>	<b>279,887,948.55</b>	<b>2,658,346.62</b>

Total Deposits as of 06/30/16: 165,603,935.03  
 Laura Hickl  
 Banking Officer  
 Prosperity Bank

